

The Gardening Club
of Sandhurst & District

SHOW SCHEDULES 2024

£1.00 (for printed copies)

DAFFODIL SHOW

Wednesday 20th March at 7.30 p.m.

LATE SPRING SHOW

Wednesday 17th April at 7.30 p.m.

SUMMER FLOWER SHOW

Saturday 22nd June

AUTUMN FLOWER SHOW

Saturday 7th September

All the above shows are held at
The Sandhurst Community Centre
Yorktown Road, Sandhurst

Summer and Autumn Shows
Open at 3.00pm with
Prize giving at 4.30pm.

Entrance to Summer
& Autumn shows 50p
CHILDREN FREE
If accompanied by an adult.

THE GARDENING CLUB OF SANDHURST AND DISTRICT

ROLL OF HONOUR – 2023

DAFFODIL SHOW

THE BARCLAYS BANK CUP

Peter Radband

SPRING SHOW

THE GEORGE BROWN CUP

Tony Winter

SUMMER SHOW

THE ROSE BOWL

Betty Wilson

MARY GIBBONS TROPHY

Betty Wilson

THE LYNE TROPHY

Steve Roome

MARKS & SPENCERS CUP

Marilyn Grant

HETTY HOPE MEMORIAL TROPHY

Peter Brockway

JOHN COOPER CHALLENGE CUP

Helen Harding/Liz Crow

GARDEN NEWS SHIELD

Liz Crow

FLORAL ART TROPHY

Ruth Page

BERT COLE TROPHY

Beverley Morgan

HILDA LANHAM CUP

Marilyn Grant

AUTUMN SHOW

RADIO 210 CUP

Wayne Moulds

KATHLEEN BROWN CUP

Sylvia Tansley

SANDHURST & DISTRICT TROPHY

Peter Brockway

SANDHURST GARDENING CLUB SHIELD

Peter Brockway

THE NAPIER CHURCH CHALLENGE CUP

Philip Kemp

CHRISTINA DRESLER TROPHY

Jill Roberts

TESCO CUP

Beverley Morgan

MAY ELSLEY TROPHY

Marilyn Grant

ANNUAL AWARDS

SANDHURST TOWN COUNCIL CUP

Highest overall points in the Summer & Autumn Shows

Peter Brockway

JUNE HURST MEMORIAL TROPHY

Highest points in the Summer & Autumn Shows - Roses

Betty Wilson

DOUG HAMMOND TROPHY

Highest points in the Summer & Autumn Shows - Photography

Beverley Morgan

GEORGE BROWN SALVER

Highest points in the Summer & Autumn Shows - Hanging Baskets, Wall Pouches and Patio Pots.

Steve Roome

FRED STAPLEY CRYSTAL VASE

Highest points in the Summer (Classes 1 - 33) & Autumn Shows (Classes 1 - 39) - Flowers

Peter Brockway

FRED BRANT TROPHY

Highest points in Summer & Autumn shows - Vegetables and Fruit

Peter Brockway

JOHN CHUTER CUP

Highest points in Summer & Autumn shows - Fuchsia & Pelargoniums

Peter Brockway

THE WAITROSE CUP

Highest points in Summer & Autumn shows - Culinary

Marilyn Grant

Floral Art Vase

Highest points in Summer & Autumn shows - Flower Arranging

Ruth Page

Josie Blunden Trophy

Highest points in Summer & Autumn shows – Mixed vase of Flowers

Betty Wilson

GARDENING CLUB OF SANDHURST AND DISTRICT

GENERAL SHOW GUIDELINES AND HINTS

CULINARY CLASSES

1. Jam jars should be covered with a wax disc and cellophane or a lacquered metal lid or plastic lid without a wax disc. Jars can be any size, other than the very small, individual type. Any curd, containing eggs, should be covered with a cellophane and wax disc only. Jars & lids should be plain with no commercial logo/names/advertising. Details on the label must include the date made.
2. If flan rings are used - Plain edge - savoury, fluted edge - sweet.
3. ALL food should be covered with a food-safe covering.
4. Do not use fish or use fresh cream as a decoration.
5. Entrants are to provide plates for exhibiting culinary classes

FLORAL ART

1. Overall size refers to width, depth and height.
2. Flower arrangements must be staged within the confines of niches. Size – 70.5cm wide x 56cm deep x 68.5cm high.
3. Miniature - An exhibit not exceeding 10cms in width and depth. Height, if stated, should be in good proportion, e.g., width 10cm, depth 10cm, height 15cm or width 7cm, depth 7cm, height 10cm. Scale of all components is particularly important. Should appear as a miniature version of a larger exhibit.
4. Petite - An exhibit not exceeding 25cms in width and depth. Height, if stated, should be in good proportion, e.g., width 25cm, depth 25cm, height 37cm or width 17cm, depth 17cm, height 25cm. Scale of all components is particularly important. Should appear as a petite version of a larger exhibit.
5. Natural Plant material is fresh and/or dried/preserved material, fruit, berries, flowers, etc.
6. Exhibit - is plant material with or without accessories.
7. Predominate - for one type of flower to predominate, it must be used in greater profusion or to be more obvious than other plant material in the exhibit.
8. In all classes plant material must predominate.
9. Open Staging means no backboard, i.e. to be viewed all round.
10. ARTIFICIAL PLANT MATERIAL IS NOT ALLOWED.
e.g., silk flowers, plastic flowers - unless otherwise specified within this schedule.
11. All Floral Art is judged under NAFAS rules by NAFAS judges - unless otherwise specified within this schedule.

THE GARDENING CLUB OF SANDHURST AND DISTRICT
SHOW REGULATIONS

1. All exhibitors must be members of The Gardening Club of Sandhurst and District except for the Juniors' Classes or those under 18 where Regulation 15 applies. Exhibitors are only allowed to stage **ONE** entry in any **ONE** class.

2. All exhibits must be grown by the exhibitor. Floral Art must be staged by the exhibitor. Pot Plants where possible should be named and must have been in the exhibitor's possession for at least six months.

Exhibitors should provide saucers for all Pot Plants

Photographs must have been taken by the exhibitor.

3.(a) **Daffodil and Late Spring Show**

Entry Forms to be handed in on the evening of the show between 6.45pm and 7.15 pm. Entry to classes is free.

Exhibits must be staged between 6.45 pm and 7.15 pm. Judging will commence at 7.30 pm

(b) **Summer and Autumn Shows**

Entry Forms should be emailed to shows@sandhurstgardeningclub.co.uk by 12.00 noon on the THURSDAY prior to the Show or delivered to the addresses detailed in the Club's newsletter. Entry to classes is free.

No late entries will be accepted.

Separate instructions for the Photography classes are shown below.

Exhibits must be staged between 9.00am and 12.00 noon on the morning of the show.

4. Photography classes can only be entered electronically. Your photos and entry forms should be emailed to

secretary@sandhurstgardeningclub.co.uk. by 5pm Thursday 13th June for the Summer show and Thursday 29th August for the Autumn show.

Photos are to be in JPEG format and no more than 5 Mb.

Please detail which class each photo is entered in.

5. With the exception of the Judges, the Show Organiser and his/her accredited assistants, the show hall will be closed to all other persons from 12.00 noon until the judging has been completed.

6. The Judges decision shall be final in all classes and they shall have the power to withhold any prizes if they consider the exhibits do not merit the highest or other awards. All flower, fruit and vegetable classes judged according to R.H.S Horticultural Show Handbook unless otherwise specified within this schedule.

7. A copy of the RHS Handbook will be available at each show.

8. With the exception of the Flower Arranging classes in their individual niches the Show Organiser reserves the right to move any exhibit after it has been staged.

9. No competitor may touch another competitor's exhibit. Failure to observe this rule will lead to disqualification.

10. In no circumstances may any exhibit be removed before the Show closes.

11. The Club's vases must be used in all classes except where stated.
N.B. For exhibits specified as "over water" special boxes will be supplied.

12. All exhibits must be removed by the exhibitors at the end of the Show.

13. The Gardening Club cannot be held responsible for compensation regarding loss or damage from any cause in respect of exhibits or personal property.

14. A Novice shall be deemed to be an exhibitor who has not won first prize in any show.

15. The Junior's classes are open to all children aged 13 and under and are not restricted to member's children only.

16. Under 18 year olds can enter any class provided they are related to a member of the club. Regulation 14 applies to those aged 13 and under.

17. The Committee reserves the right to visit any exhibitor's garden within 48hrs of the Show taking place.

18. Any protest must be made in writing to the Show Organiser or their deputy before the end of the Show.

19. The Committee reserves the right to interpret these Regulations and the contents of the Show Schedule and to refuse, cancel or disqualify entries.

20. To determine the allocation of cups and trophies the following points will be awarded at all shows.

Placement	Points awarded	Prize money
1st	5	£1
2nd	3	60p
3rd	2	40p

No points are awarded for Highly Commended, but these awards are taken into consideration when entrants have the same number of points.

No extra points are awarded for Best Exhibits, but entrants receive diplomas, certificates, vouchers etc as detailed in the Show Schedule.

QUANTITIES OF VEGETABLES FOR DISPLAY

(Unless otherwise specified within this Schedule)

<u>Type of Vegetable</u>	<u>Numbers</u>	<u>Max Points</u>
	<u>Single Dishes</u>	
Artichokes (Chinese)	4	10
Artichokes (Globe)	2	15
Artichokes (Jerusalem)	4	15
Asparagus	6	15
Aubergines	2	18
Beans (Broad)	6	15
Beans (Dwarf,French,Stringless)	6	15
Beans (Runner)	6	18
Beans (Climbing other than Runner)	6	15
Beetroot	3	15
Broccoli (Sprouting – no. of shoots)	12	15
Broccoli (Colour headed)	2	18
Brussels Sprouts	10	15
Cabbages (Chinese)	2	15
Cabbages (Red)	2	15
Cabbages (Green)	2	15
Cabbages (Savoy)	2	15
Calabrese	2	15
Carrots (Stump/long)	3	18/20
Cauliflower (inc. White headed broccoli)	2	20
Celeriac	3	15
Celery	2	20
Chicory Heads (Chicons)	3	15
Chilli Peppers	9	15
Chives	2 bunches	10
Courgettes (Same Variety)	2	12

<u>Type of Vegetable</u>	<u>Numbers</u>	<u>Max Points</u>
	<u>Single Dishes</u>	
Cucumbers (House/Frame)	2	18
Cucumbers (Ridge/Outdoor)	2	15
Endive	3	10
Fennel (Florence)	2	15
Garlic	4 bulbs	15
Herbs	1 bunch	10
Kales	2	12
Kohl Rabi	2	12
Leeks	2	20
Leeks (Pot)	2	20
Lettuces	2	15
Marrows/Squashes	2	15/12
Mushrooms	6	15
Okra	4	18
Onions (Exhibition/Under 250g)	3	20/15
Onions (Pickling \approx 30mm diameter)	9	10
Onions (Green salad)	5	10
Parsnips	2	20
Peas	6 pods	20
Peas (Mangetout/Sugarsnap)	6 pods	15
Peppers (Sweet)	2	15
Potatoes	4	20
Pumpkins	1	10
Radishes (Small salad)	5	10
Rhubarb (Forced)	3 sticks	15
Rhubarb (Natural)	3 sticks	12
Shallots (Exhibition)	9	18
Shallots (Pickling < 30mm diameter)	9	15
Swedes	2	15
Sweet Corn	2	18
Tomatoes (medium)	4	18
Tomatoes (large fruited beefsteaks)	4	15
Tomatoes (small fruited cherry types)	5	12
Turnips	2	15
Watercress	2 bunches	10

QUANTITIES OF FRUIT FOR DISPLAY

(Unless otherwise specified within this Schedule)

<u>Type of Fruit</u>	<u>Numbers</u>
Apples	3
Apricots	6
Blackberries	15
Blueberries (Bunches to weigh not less than 15oz or more than 17oz)	
Cherries	10
Citrus Fruits	2
Currants (Dish of black, red or white - to weigh not less than 15oz or more than 17oz)	
Damsons	10
Figs	3
Gooseberries	12
Grapes (Indoor)	1 bunch
Grapes (Outdoor)	2 bunches
Loganberries	10
Tayberries	10
Kiwi Fruits	6
Melons	1
Nectarines	5
Nuts (Dish of, to weigh not less than 15oz or more than 17oz)	
Peaches	5
Pears	3
Plums	5
Quinces	3
Raspberries	12
Strawberries	10

DAFFODIL & SPRING SHOW

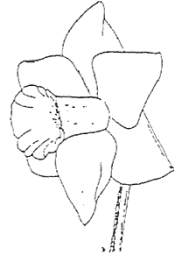
DAFFODIL AND NARCISSI CLASS INFORMATION

DIVISION 1

TRUMPET DAFFODILS

One flower to a stem.

Corona (Trumpet) as long or longer than the perianth segments (petals).




DIVISION 2

LARGE CUPPED DAFFODILS

One flower to a stem.

The cup or corona is more than one-third but less than equal to the length of the perianth segments (petals).

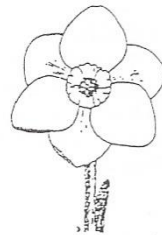


DIVISION 3

SMALL CUPPED DAFFODILS

One flower to a stem.

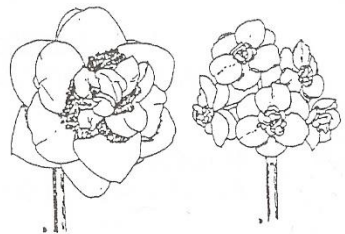
The cup or corona not more than one-third of the length of the perianth segments (petals).



DIVISION 4

DOUBLE DAFFODILS

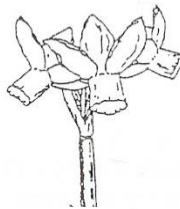
One or more flowers to a stem with doubling of the perianth segment or the corona or both



DIVISION 5

TRIANDRUS DAFFODILS


Characteristics of *N. triandrus* predominant:
usually two or more pendent flowers to a
stem; perianth segments reflexed.



DIVISION 6

CYCLAMINEUS DAFFODILS

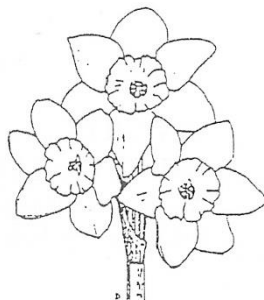
Characteristics of *N. cyclamineus* clearly evident:
one flower to a stem; perianth segments significantly
reflexed; flower at an acute angle to the stem, with
very short pedicel ("neck")



DIVISION 7

JONQUILLA and APODANTHUS DAFFODILS

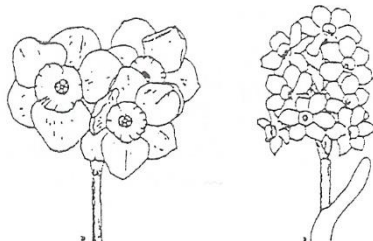
Characteristics of Sections Jonquilla or Apodanthi
clearly evident: one to five flowers to a stem;
perianth segments spreading or reflexed; flowers
usually fragrant.



DIVISION 8

TAZETTA DAFFODILS


Characteristics of the *N. tazetta* group
predominant: usually three to twenty
flowers to a stout stem; leaves broad;
Perianth segments spreading, not reflexed;
flowers fragrant.



DIVISION 9

POETICUS DAFFODILS

Characteristics of the *N. poeticus* group predominant: usually disc-shaped, with a green or yellow centre and one flower to a stem; perianth segments pure white corona usually a red rim; flower fragrant.



DIVISION 10

BULBOCODIUM DAFFODILS

Characteristics of Section *Bulbocodium* clearly evident; usually one flower to a stem; perianth segments insignificant compared with corona; filament and style are usually curved.





DIVISION 11

SPLIT CORONA DAFFODILS

Corona split-usually for more than half its length; Division split into a & b types.

a) Collar - daffodils with the corona segments opposite the perianth segments; corona segments usually in two whorls of three.



b) Papillon - Split-corona daffodils

with the corona segments alternate to the perianth segments; the corona segments usually in a single whorl of six.

DIVISION 12

OTHER DAFFODILS- Cultivars which do not fit the definition of any other division.

DIVISION 13

Daffodils Distinguished Solely by Botanical Name
All species and wild or reputedly wild variants and hybrids



DAFFODIL SHOW

Staging time – 6.45pm to 7.15pm

Class

- | | | |
|-----|---|-------|
| 1. | Trumpet Daffodil, one bloom – all yellow | Div 1 |
| 2. | Trumpet Daffodil, one bloom - any other colour | Div 1 |
| 3. | Trumpet Daffodil, 3 blooms - 1 vase | Div 1 |
| 4. | Large Cup Daffodil - one bloom | Div 2 |
| 5. | Large Cup Daffodil - 3 blooms - 1 vase | Div 2 |
| 6. | Small Cup Daffodil, 1 bloom | Div 3 |
| 7. | Small Cup Daffodil, 3 blooms - 1 vase | Div 3 |
| 8. | Double Daffodil, 1 bloom | Div 4 |
| 9. | Double Daffodil, 3 blooms - 1 vase | Div 4 |
| 10. | 1 Daffodil stem other than above | |
| 11. | Vase of Daffodils Mixed - 9 stems | |
| 12. | A container of flowering Daffodils, max pot size 203mm (8") | |
| 13. | Vase of Daffodils any other Div mixed, 3 blooms | |

Vases will be provided except for class 12

Entry cards available at the door on the night

PRIZES

Highest Points - Classes 1-13

BARCLAYS BANK CUP

and voucher for £3.00

The show will be judged during the evening and the results will be announced after a talk by a separate speaker

LATE SPRING SHOW

Staging time – 6.45pm to 7.15pm

Class

1. Trumpet Daffodil, one bloom – all yellow Div 1
2. Trumpet Daffodil, one bloom - any other colour Div 1
3. Trumpet Daffodil, 3 blooms - 1 vase Div 1
4. Large Cup Daffodil - one bloom Div 2
5. Large Cup Daffodil - 3 blooms - 1 vase Div 2
6. Small Cup Daffodil, 1 bloom Div 3
7. Small Cup Daffodil, 3 blooms- 1 vase Div 3
8. Double Daffodil, 1 bloom Div 4
9. Double Daffodil, 3 blooms - 1 vase Div 4
10. Vase of Daffodils any other Div mixed, 3 blooms
11. Polyanthus - mixed - 5 stems
12. A container of flowering Daffodils, max pot size 203mm (8")
13. A Spring Basket - Exhibit
14. Tulips with a Twist - Exhibit
15. Tulip, one bloom - single colour
16. Tulip, one bloom - Multi coloured
17. Tulip, one bloom - serrated petals
18. Tulip, Multi head - one stem
19. Vase of Tulips - mixed - 9 stems
20. Vase of Daffodils - mixed - 9 stems
21. Vase of Flowering Shrubs - 3 stems, any kind.
22. Flowering pot plant, max.pot size 203mm (8")

Vases will be provided for classes 1 to 10 and 15 to 21

Entry cards available at the door on the night

PRIZES

Highest Points Classes 1-10 **Club Certificate and voucher for £3.00**

Highest Points Classes 15-19 **Club Certificate and voucher for £3.00**

HIGHEST POINTS OVERALL Classes 1-22 **THE GEORGE BROWN CUP**

The show will be judged during the evening and the results will be announced after a talk by a separate speaker

SUMMER SHOW

SECTION 1 - FLOWERS

Class

1. **Roses** - 1 Specimen bloom - Hybrid Tea
2. 1 rose - selected for fragrance
3. 3 Sprays - 1 or more cultivars
4. Rambler/Climber - 1 spray
5. Container of one or more cultivars arranged for all-round effect. Exhibitor to supply own container.

BEST EXHIBIT Classes 1-5 Club Certificate and a Voucher for £3.00

HIGHEST POINTS Classes 1-5 **THE ROSE BOWL**

6. Lupins - 3 blooms, any kind
7. Delphiniums - 1 spike in vase, any cultivar
8. Pansies and/or violas - 6 blooms - mounted over water
9. Delphiniums - 6 blooms - mounted over water
10. Clematis Flower (named, if possible). Club to provide container
11. Vase of Flowers 6 stems of 1 kind not in classes 1-9
12. Vase of mixed Flowers NOT LESS than 12 stems arranged for all-round effect
13. Alliums – 3 stems in a vase
- 14** Pelargoniums/Geraniums - 6 leaves - 3 different cultivars mounted over water
- 15** Pelargoniums/Geraniums – 1 flowering head in a vase

Classes 8, 9 & 14 - mounts will be supplied

BEST EXHIBIT Classes 6-15 Club Certificate and a Voucher for £3.00

HIGHEST POINTS Classes 6-15 **MARY GIBBONS TROPHY**

Class

- 16** 1 Fuchsia
- 17** 1 Ivy Leaf Geranium
- 18** 1 Pelargonium - Regal
- 19** 1 Pelargonium - Zonal
- 20. Pot Plant - Streptocarpus
- 21. Pot Plant - Flowering - not in classes 16 to 20 or 25
- 22. Fern
- 23. Pot Plant - Foliage
- 24. Cactus or Succulent
- 25. Orchid
- 26. Bonsai

ALL CLASSES 16-25 - MAXIMUM POT SIZE 8" (203 mm)

BEST EXHIBIT Classes 16-26 - Club Certificate and a voucher for £3.00

HIGHEST POINTS Classes 16-26 - **THE HETTY HOPE MEMORIAL TROPHY**

**** Classes 14 to 19** contribute towards the Annual award of

THE JOHN CHUTER CUP

- 27. Sweet Peas - 6 stems mixed
- 28. Sweet Peas - 3 cultivars - 1 stem of each
- 29. Sweet Peas - 3 blooms - 1 cultivar
- 30. Any Container of Sweet Peas - not more than 24 stems arranged for all-round effect. Exhibitor to supply own container

BEST EXHIBIT Classes 27-30 - Club Certificate and a Voucher for £3.00

HIGHEST POINTS Classes 27-30 - **THE MARKS & SPENCER CUP**

- 31. 1 Hanging Basket, Hanging Pot or Hanging Tower
- 32. 1 Wall Basket or Wall Pouch
- 33. 1 Patio Tub or Trough

BEST EXHIBIT Classes 31-33 - Club Certificate and a Voucher for £3.00

HIGHEST POINTS Classes 31-33 - **THE LYNE TROPHY**

SECTION 2 - FRUIT

Class

34. Strawberries - dish of 6 - all with stalks attached
35. Gooseberries - dish of 6 - all with stalks attached
36. Raspberries - dish of 6 - all with stalks attached
37. Plate of any other fruit, one or more types, judged for quality not quantity, all with stalks attached, any number

BEST EXHIBIT Classes 34-37 Club Certificate and a voucher for £3.00

HIGHEST POINTS Classes 34-37 **JOHN COOPER CHALLENGE CUP**

SECTION 3 - VEGETABLES

38. Broad Beans - 6 pods
39. Potatoes - 4 of one kind
40. Lettuce - 2 of any type
41. Any other vegetable, any number
42. Radish - one kind - dish of 5
43. Salad Onions - dish of 5
- 44a. Peas - 6 pods
- 44b. Mangetout – 6 pods
45. Carrots - 3 of one kind
46. Potato - judged for weight
47. Rhubarb - 3 sticks
48. Courgettes - 2 of any kind
49. Cabbage - 2 of any one named variety
50. A collection of Cut Herbs - 3 varieties - 2 stems of each
51. Collection of Vegetables any 3 kinds, 2 of each

BEST EXHIBIT Classes 38-51 Club Certificate and a voucher for £3.00

HIGHEST POINTS Classes 38-51 **THE GARDEN NEWS SHIELD**

SECTION 4 - FLOWER ARRANGING

Please read **GENERAL SHOW GUIDELINES** at the front of this show schedule and ensure all exhibits in classes 52-55 are contained within the confines of the niches provided.

Class

52. In the Pink – an exhibit
53. Take Three – an exhibit with 3 blooms
54. Opposites – a modern exhibit
55. Summer Sparkle – a petit arrangement (W 25cm x D 25 cm no height restriction)

BEST EXHIBIT Classes 52-55 Club Certificate and a voucher for £3.00

HIGHEST POINTS Classes 52-55 **THE FLORAL ART TROPHY**

SECTION 5 - HANDICRAFTS

56. A game
57. An egg cosy
58. A cushion
59. 4 coasters made from recycled materials
60. Any piece of handicraft not included in classes 56-59

BEST EXHIBIT Classes 56-60 Club Certificate and a voucher for £3.00

HIGHEST POINTS Classes 56-60 **THE BERT COLE TROPHY**

SECTION 6 – CULINARY

Please read **GENERAL SHOW GUIDELINES** at the front of this show.

Please note guidelines on jam jars. Please provide your own plates.

Class

61. Gluten free lemon drizzle cake (see back of schedule for recipe)
62. 8 Petticoat tails (see back of schedule for recipe)
63. 5 pieces of chocolate brownie
64. A fruit flan using sweet crust pastry
65. A jar of homemade chutney

BEST EXHIBIT Classes 61-65 Club Certificate and a voucher for £3.00

HIGHEST POINTS Classes 61-65 **HILDA LANHAM TROPHY**

SECTION 7 - PHOTOGRAPHY

All Photos to be entered electronically – See Show Regulations on page 6 for details

66. River life
67. The garden in spring
68. Light and shade

HIGHEST POINTS Classes 66-68 Club Certificate and voucher for £3.00

SECTION 8 - JUNIOR'S CLASS

(Please note that classes 69-72 are open to all juniors aged 13 and under and are not restricted to member's children only.)

NB :- Each class to be judged as up to 8yrs and 8yrs to 13 yrs

Please ensure that child's age is visible on the entry

69. A painted pebble max. size 10cm x 10cm
70. A decorated jam jar filled with flowers and grasses
71. A crown fit for a king
72. Bake and decorate a gingerbread person

BEST EXHIBIT Classes 69-72 Club Certificate and £3.00 Cash

AUTUMN SHOW

SECTION 1 - FLOWERS

Class

1. **Roses** 1 Specimen bloom - Hybrid Tea
2. 1 rose - selected for fragrance
3. 3 Sprays - 1 or more cultivars
4. Rambler/Climber - 1 spray
5. Container of one or more cultivars arranged for all-round effect. Exhibitor to supply own container.

BEST EXHIBIT Classes 1-5 Club Certificate and a voucher for £3.00

6. **Dahlias** 1 Large Dahlia - any type - min size 200mm
7. 1 Small Cactus or Semi-Cactus - 100mm to 150mm
8. 3 Pom-Pom - 1 or more cultivars not to exceed 55mm in diameter.
9. 4 Dahlias of 1 type (1 or more colours) not in Classes 6-8.
10. Vase of Dahlias not less than 7 stems arranged for all-round effect. Exhibitor to supply own container.

BEST EXHIBIT Classes 6-10 Club Certificate and voucher for £3.00

11. **Chrysanthemums** 1 Specimen bloom
12. 3 Blooms - any kind
13. 3 Sprays - Singles or any other type

BEST EXHIBIT Classes 11-13 Club Certificate and voucher for £3.00

HIGHEST POINTS Classes 6-13 **THE RADIO 210 CUP**

14. Alstroemeria – 3 stems
15. Antirrhinums - 4 stems
16. Carnations or Pinks - 3 stems
17. Gladioli - 3 stems
18. French Marigold - 6 blooms
19. Rudbeckia - 6 blooms
20. Hydrangea - 1 stem or head

Class

- 21. Clematis Flower (named, if possible) Club to provide container
- 22. Mixed Flowers - Vase of Annuals/Perennials/Shrubs not less than 12 stems judged for quality.
- 23. Vase of Sweet Peas - 6 stems
- 24. Vase of Flowers - any one kind not in classes 1 to 21
- 25** Pelargonium - 1 head in a vase

BEST EXHIBIT Classes 14-25 Club Certificate and a voucher for £3.00

HIGHEST POINTS Classes 14-25 **THE KATHLEEN BROWN CUP**

- 26** Fuchsias - 6 Specimen blooms mounted over water (Club to supply mount)
- 27** Fuchsia - miniature standard - max 5" pot (12.5 cm)
- 28** Fuchsia - quarter standard - max 14" pot (35.5 cm) stem length 12" to 18"
- 29** Fuchsia - half standard - max 14" pot (35.5 cm) stem length 18" to 30"
- 30** 1 Fuchsia - shrub
- 31** 1 Fuchsia - Trailing.
- 32. Flowering Pot Plant - other than a Fuchsia or Orchid
- 33. Foliage Plant
- 34. Cactus or Succulent
- 35. Orchid
- 36. Bonsai

ALL CLASSES 30-35 - MAX POT SIZE 8" (20 cm)

BEST EXHIBIT Classes 26-36 Club Certificate and a voucher for £3.00

HIGHEST POINTS Classes 26-36 - **THE SANDHURST AND DISTRICT TROPHY**

**** Classes 25 to 31 contribute towards the Annual award of **THE JOHN CHUTER CUP****

- 37. Hanging Basket, Hanging Pot or Hanging Tower
- 38. Wall Basket or Wall Pouch
- 39. 1 Patio Tub or Trough

BEST EXHIBIT Classes 37-39 Club Certificate and a voucher for £3.00

SECTION 2 - VEGETABLES

Class

40. Tomatoes - ordinary cultivars, outdoor or greenhouse grown - 4 with stalks attached.
41. Tomatoes - small ordinary (Not over 35mm in diameter) - 5 with stalks attached.
42. Tomatoes - novelty - 5 with stalks attached. Examples: beefsteak, striped, coloured.
43. Potatoes - 4 of one kind.
44. Any bean except runner - 6 of one kind
45. Runner beans - 6 of one kind.
46. Beetroot - 3 globe or cylindrical
47. Onions - 3 with roots cut and tops tied
48. Vegetable marrow 1 judged for weight
49. Marrow, gourd, squash or pumpkin – for quality
50. Pepper - 2 - sweet (not chilli)
51. Potato - judged for weight
52. Runner Bean - judged for length
53. Carrots - 3 of any kind
54. Parsnips - 2.
55. Cucumber - 2 greenhouse or frame grown.
56. Cucumber - 2 ridge.
57. Courgettes - 2 of one type
58. A collection of Cut Herbs - 3 varieties - 2 stems of each
59. Any other vegetable not included in Classes 40-57 numbers as for Single Dishes (pages 8/9)
60. Collection of 3 Salad Vegetables
61. Collection of 4 kinds of Vegetable - 2 of each type

BEST EXHIBIT Classes 40-61 Club Certificate and a voucher for £3.00

HIGHEST POINTS Classes 40-61 **THE SANDHURST GARDENING CLUB
SHIELD**

SECTION 3 - FRUIT

Class

62. Apples - dessert - 3 of one kind with stalks attached
63. Apples - culinary - 3 of one kind with stalks attached
64. Pears - 3 of one kind with stalks attached.
65. Plums, damsons or greengages - 4 of one kind, stalks attached.
66. Plate of any other fruit, one or more types, judged for quality not quantity, all with stalks attached, any number
67. Grapes - 1 bunch.

BEST EXHIBIT Classes 62-67 Club Certificate and a voucher for £3.00

HIGHEST POINTS Classes 62-67 **THE NAPIER CHURCH CHALLENGE CUP**

SECTION 4 - FLOWER ARRANGING

Please read **GENERAL SHOW GUIDELINES** at the front of this show schedule and ensure all exhibits in classes 68-72 are contained within the confines of the niches provided.

68. Seasonal Splendour – an exhibit
69. An arrangement in a recycled container
70. Tapestry – an exhibit
71. Explosion! – a contemporary design
72. A miniature arrangement with dried flowers (W 10cm x D 10cm H 10cm)

BEST EXHIBIT Classes 68-72 Club Certificate and a voucher for £3.00

HIGHEST POINTS Classes 68-72 **THE CHRISTINA DRESLER TROPHY**

SECTION 5 - HANDICRAFT

Class

- 73. A crochet item
- 74. A jellyfish decoration
- 75. A pencil/pen holder
- 76. A pressed flower leaf tealight holder
- 77. Any piece of handicraft not included in classes 73-76

BEST EXHIBIT Classes 73-77 Club Certificate and a voucher for £3.00

HIGHEST POINTS Classes 73-77 **THE TESCO CUP**

SECTION 6 – CULINARY

Please read **GENERAL SHOW GUIDELINES** at the front of this show.

Please note guidelines on jam jars. Please provide your own plates.

- 78. Lemon & Courgette cake (see back of schedule for recipe)
- 79. 6 Red cheese biscuits (see back of schedule for recipe)
- 80. A small plaited savoury loaf (e.g. flavoured with herbs, cheese, etc. your choice))
- 81. 2 individual summer desserts
- 82. A jar of homemade jam
- 83. Bottle of homemade alcoholic drink (e.g. wine, beer, liqueur)

BEST EXHIBIT Classes 78-83 Club Certificate and voucher for £3.00

HIGHEST POINTS Classes 78-83 **THE MAY ELSLEY TROPHY**

SECTION 7 – PHOTOGRAPHY

All Photos to be entered electronically – See Show Regulations on page 6

- 84. A bug's life
- 85. Trees
- 86. Door(s) and/or window(s)

HIGHEST POINTS Classes 84-86 Club Certificate and a voucher for £3.00

SECTION 8 - JUNIOR'S CLASS

Classes 87-90 are open to all juniors aged 13 and under and are not restricted to member's children.

Each class to be judged as up to 8yrs and 8yrs to 13yrs.

Please ensure that child's age is visible on the entry

- 87. A bookmark
- 88. A novelty container of mustard and cress
- 89. A painting or drawing of a sunflower. A4 paper max.
- 90. 3 decorated homemade cup cakes

BEST EXHIBIT Classes 87-90 Club Certificate and £3 cash

RECIPES FOR CULINARY CLASSES

GLUTEN-FREE LEMON DRIZZLE CAKE

Ingredients

200g butter, softened

200g golden caster sugar

4 eggs

175g ground almond (switch to polenta or wheat-free flour to make this recipe nut-free)

250g mashed potato

zest 3 lemons

2 tsp gluten-free baking powder

For the drizzle

4 tbsp granulated sugar

juice of 1 lemon

Method

1. Heat oven to 180C/fan 160C/gas 4. Butter and line a deep, 20cm round cake tin.
2. Beat the sugar and butter together until light and fluffy, then gradually add the egg, beating after each addition. Fold in the almonds, cold mashed potato, lemon zest and baking powder.
3. Tip into the tin, level the top, then bake for 40-45 mins or until golden and a skewer inserted into the middle of the cake comes out clean. Turn out onto a wire rack after 10 mins cooling.
4. Mix the granulated sugar and the lemon juice together, then spoon over the top of the cake, letting it drip down the sides. Let the cake cool completely before slicing.

RECIPE TIP

If you have one, use a potato ricer to mash your potatoes; it will give a fantastically light and fine texture.

PETTICOAT TAILS

Ingredients

175g (6oz) plain flour
90g (3oz) butter
65g (2½oz) caster sugar

Method

1. Preheat the oven to 160C or gas mark 3.
2. Rub the butter into the flour and sugar. Knead until firm.
3. Roll out to a circle 1cm (½ thick).
4. Pinch the edges, cut a circle (approx 2") from the centre. Prick all over with a fork or skewer and cut into 8 pieces. Place on a greased baking tray.
5. Bake for 25-30 mins until golden brown. Dredge with caster sugar and cool on a wire rack.

COURGETTE & LEMON CAKE

Ingredients

200g grated unpeeled courgette
150g caster sugar
125ml vegetable oil
200 g plain flour
½ tsp bicarbonate of soda
½ tsp salt
¼ tsp baking powder
1 tsp cinnamon
1egg, lightly beaten
2 tsp lemon zest

Method

1. Preheat the oven to 180C or gas mark 4. Grease & line a 1lb loaf tin.
2. Squeeze grated courgette to remove excess liquid.
3. In a bowl, beat together the courgette, sugar, egg & oil. In a separate bowl sift together the remaining dry ingredients.
4. Fold the dry ingredients and lemon zest into the courgette mixture until just mixed.
5. Pour into the tin and bake for 45 – 60mins. Check with a skewer to ensure it is cooked, it is a moist cake and may take a little longer.
6. Cool in the tin for 10 minutes before turning out and cooling on a wire rack.

RED CHEESE BISCUITS

Ingredients

50g (2oz) red cheese, grated

50g (2oz) margarine

50g (2oz) plain flour

Method

1. Preheat the oven to 190C or gas mark 5. Grease a baking sheet.
2. Rub the margarine and cheese into the flour until firm. No liquid needed.
3. Roll out very thinly and cut into shapes.
4. Place on the baking sheet and bake in the centre of the oven for 5-7 minutes.
5. Cool on a wire rack.

ENTRY FORMS

DAFFODIL SHOW

NAME.....

ADDRESS.....

I wish to enter the following classes

.....
.....

I have read the Show Regulations and agree to abide by the rules

LATE SPRING SHOW

NAME.....

ADDRESS.....

I wish to enter the following classes

.....
.....

I have read the Show Regulations and agree to abide by the rules.

SUMMER SHOW

NAME.....

ADDRESS.....

I wish to enter the following classes.

.....
.....

I have read the Show Regulations and agree to abide by the rules.

AUTUMN SHOW

NAME.....

ADDRESS.....

I wish to enter the following classes:

.....
.....

I have read the Show Regulations and agree to abide by the rules.

